

RANGE COMPOSITION

EVO700: a range of over 100 models designed to guarantee the highest level of performance, reliability, energy saving, safety standards and ergonomic operation. These concepts are reflected throughout the line in its modularity, construction and numerous configurations: countertop (on base or table), free-standing, on concrete or stainless steel socle, bridged or cantilever. Thanks to its advance technology and premium performance, EVO700 is a perfect solution for institutions of small sizes with limited footprint as well as restaurants needing to obtain the most from the kitchen space. The models detailed in this sheet are 3 ambient worktops with closed front and 2 ambient worktops with drawer.



EVO700

AMBIENT WORKTOPS

ZANUSSI
PROFESSIONAL

FUNCTIONAL AND CONSTRUCTION FEATURES

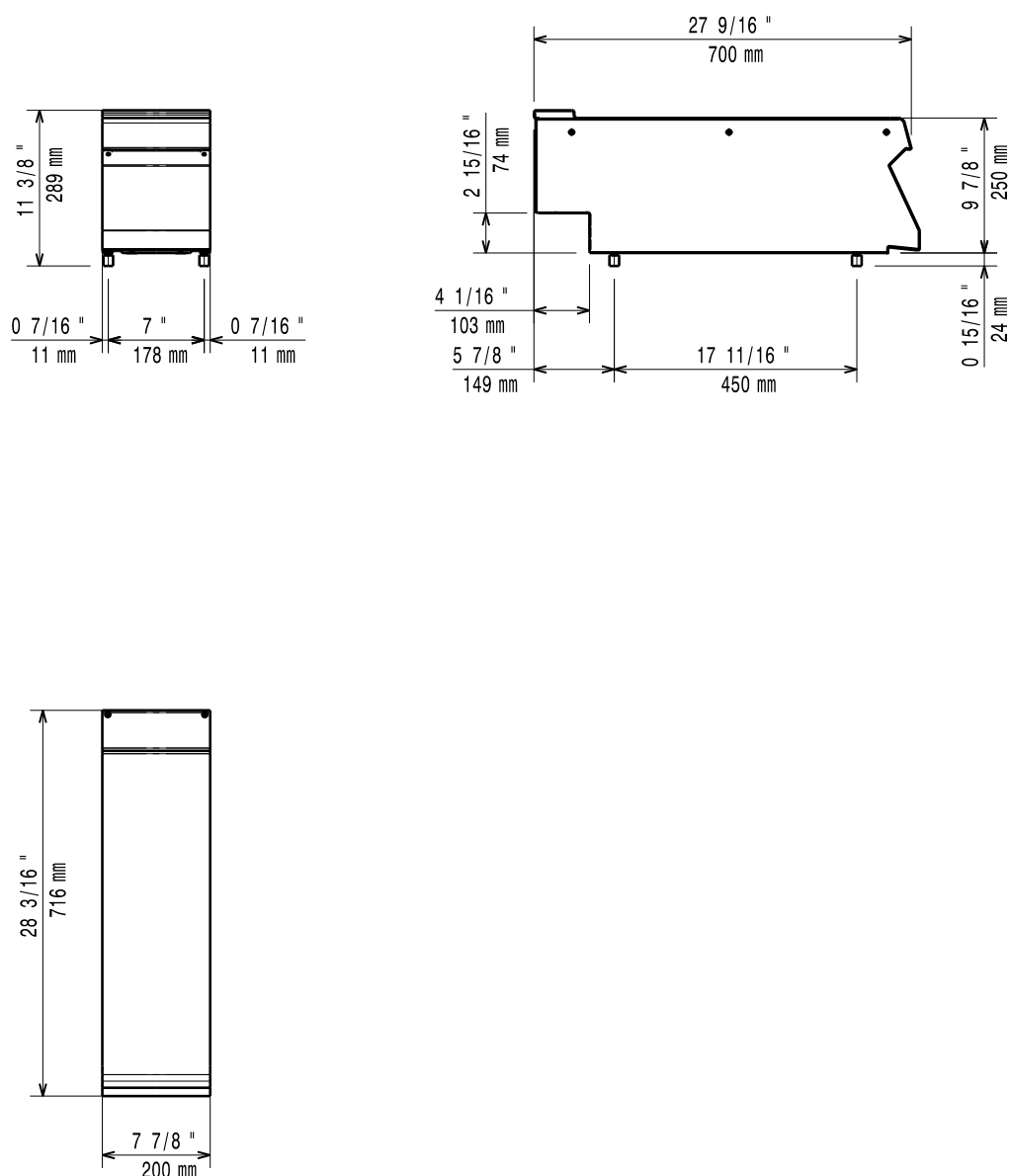
- ◆ Worktop in 1,5mm stainless steel.
- ◆ Constructed in stainless steel with Scotch Brite finish.
- ◆ All models have right-angled side edges to allow flush fitting between units, eliminating gaps and dirt traps.
- ◆ 400 & 800 mm wide top models can be easily mounted on the refrigerated base, open base cupboards, or bridging supports.
- ◆ IPX4 water protection.

TECHNICAL DATA					
CHARACTERISTICS	MODELS				
	Z7WTNBN000 372115	Z7WTNDN000 372116	Z7WTNHN000 372118	Z7WTNDN00E 372117	Z7WTNHN00E 372119
External dimensions - mm					
width	200	400	800	400	800
depth	700	700	700	700	700
height	250	250	250	250	250
Number of drawers				1	1
Net weight - kg.	6	10	18	15	25

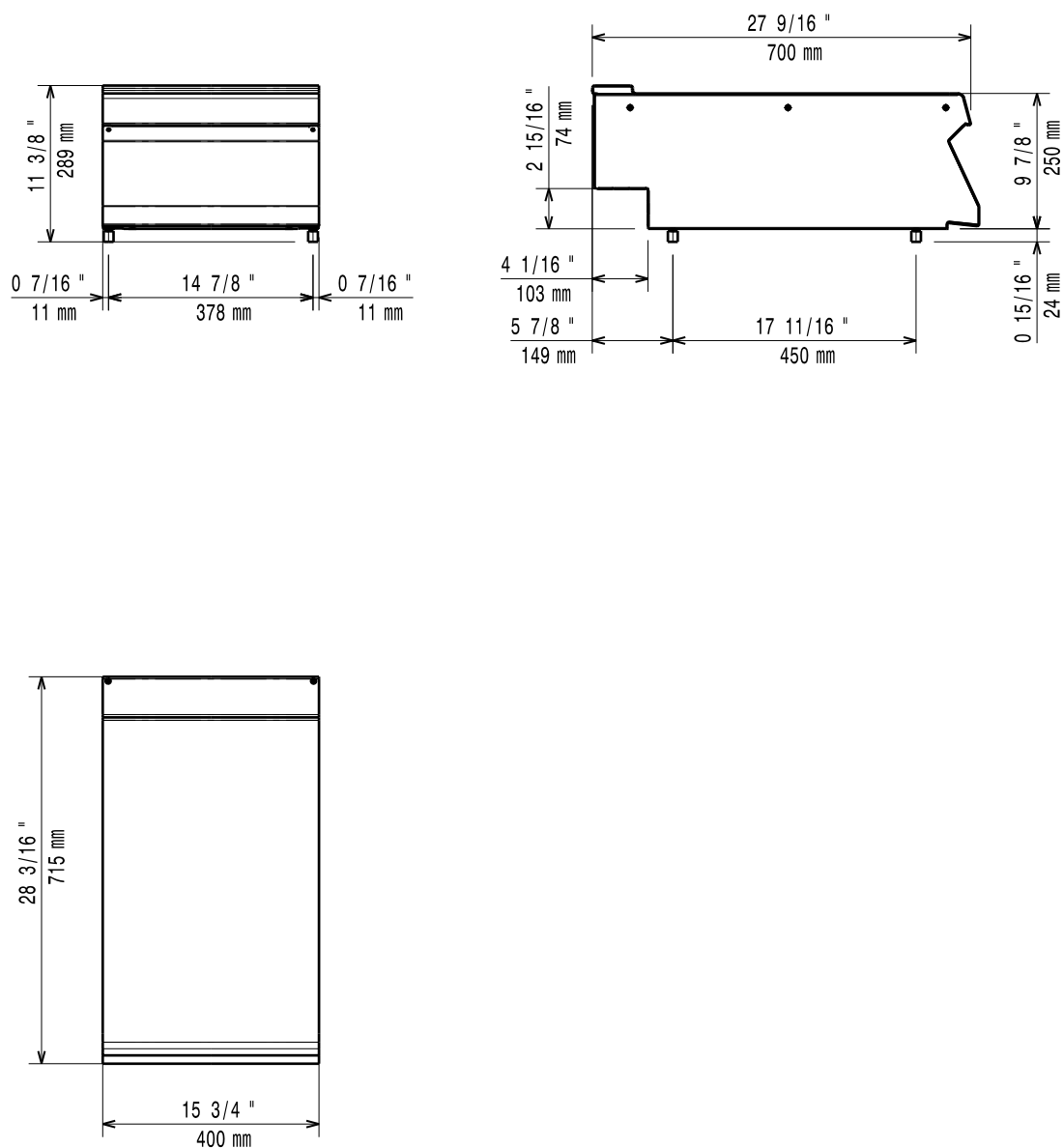
OPTIONAL ACCESSORIES					
ACCESSORIES	MODELS				
	Z7WTNBN000 372115	Z7WTNDN000 372116	Z7WTNHN000 372118	Z7WTNDN00E 372117	Z7WTNHN00E 372119
2 SIDE COVERING PANELS FOR TOP-D=700MM	206277				
2 SIDE COVERING PANELS H=250-D=700-Z/OEM	206320	206320	206320	206320	206320
CHIMNEY COVER 200MM CLOSED	206268				
CHIMNEY COVER 400MM CLOSED		206269		206269	
CHIMNEY UPSTAND 200MM	206302				
CHIMNEY UPSTAND 400MM		206303		206303	
CHIMNEY UPSTAND 800MM			206304		206304
FRONTAL HANDRAIL 1200 MM	206191	206191	206191	206191	206191
FRONTAL HANDRAIL 1600 MM	206192	206192	206192	206192	206192
FRONTAL HANDRAIL 400 MM	206166	206166		206166	
FRONTAL HANDRAIL 800 MM	206167	206167	206167	206167	206167
LARGE HANDRAIL(PORTIONING SHELF)400 MM	206185	206185	206185	206185	206185
LARGE HANDRAIL(PORTIONING SHELF)800 MM	206186	206186	206186	206186	206186
SIDE HANDRAIL-RIGHT/LEFT HAND-700 LINE	206240	206240	206240	206240	206240
STAND/SUPPORT 400 MM		206183		206183	
STAND/SUPPORT 800 MM			206184		206184
SUPPORT FOR "BRIDGE" SYSTEM 1000 MM	206138	206138	206138	206138	206138
SUPPORT FOR "BRIDGE" SYSTEM 1200 MM	206139	206139	206139	206139	206139
SUPPORT FOR "BRIDGE" SYSTEM 1400 MM	206140	206140	206140	206140	206140
SUPPORT FOR "BRIDGE" SYSTEM 1600 MM	206141	206141	206141	206141	206141
SUPPORT FOR "BRIDGE" SYSTEM 400 MM	206154	206154	206154	206154	
SUPPORT FOR "BRIDGE" SYSTEM 800 MM	206137	206137	206137	206137	206137
WATER COLUMN EXTENSION FOR 700 LINE	206291	206291	206291	206291	206291
WATER COLUMN WITH SWIVEL ARM	206289	206289	206289	206289	206289

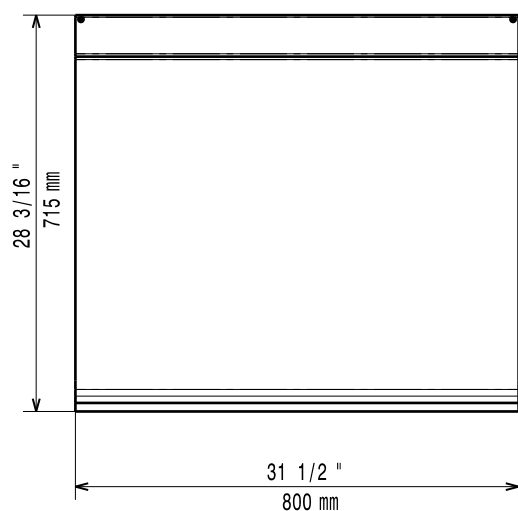
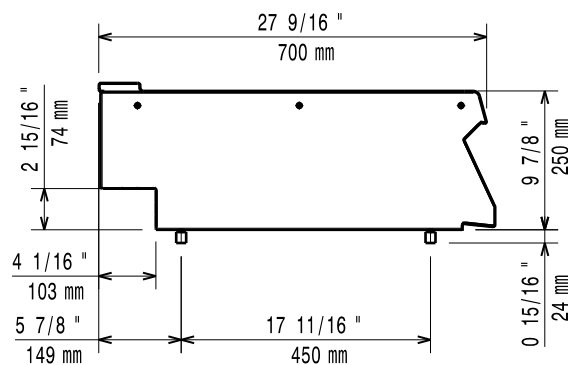
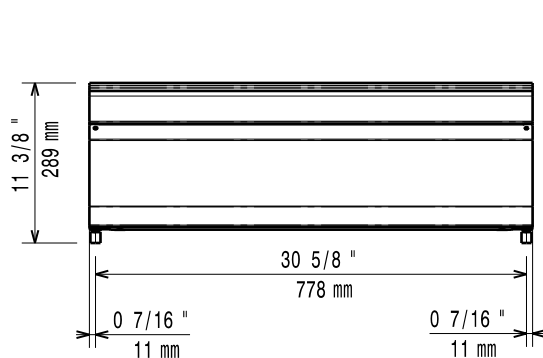


www.zanussiprofessional.com

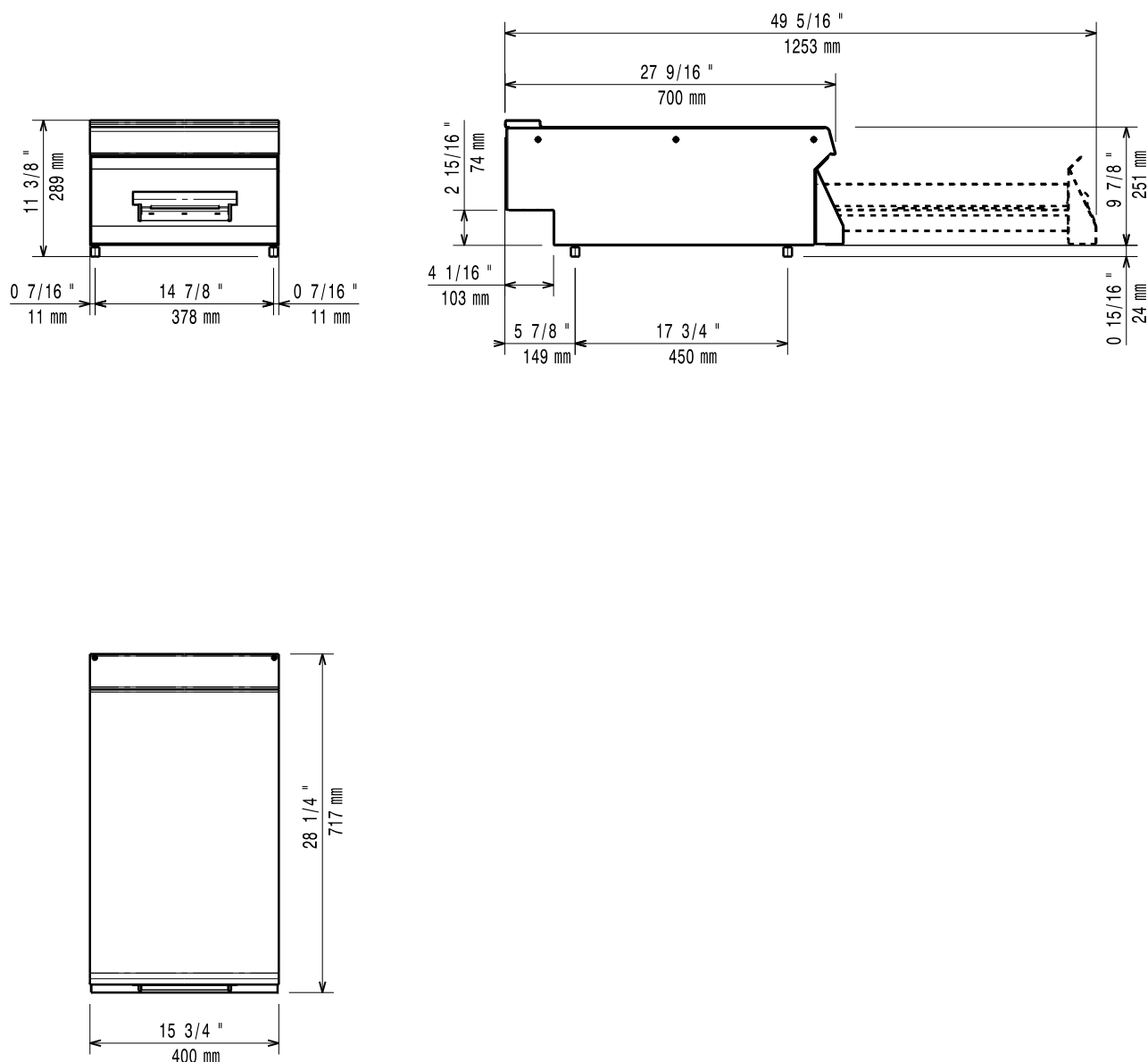


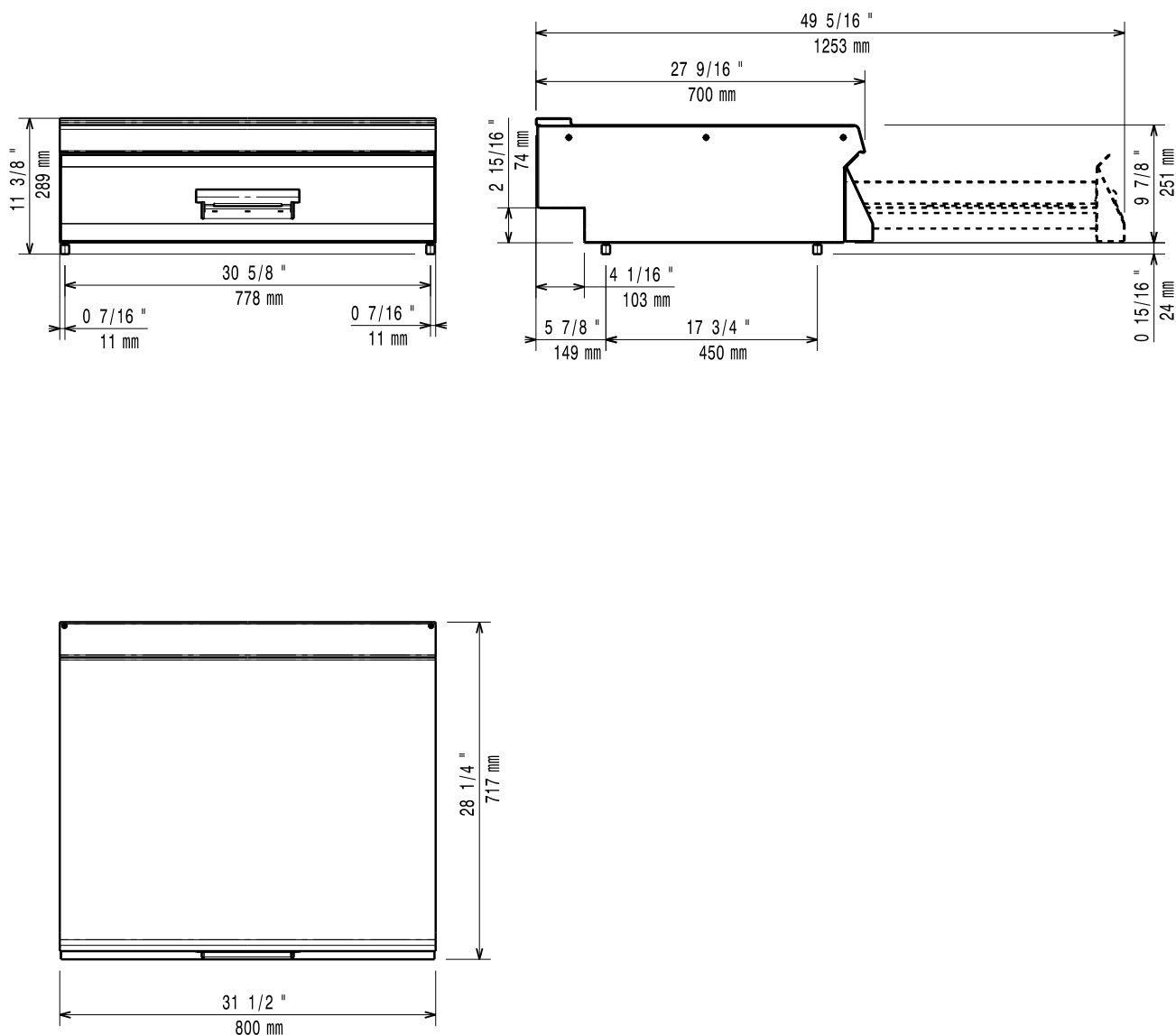
www.zanussiprofessional.com





www.zanussiprofessional.com





www.zanussiprofessional.com