COVID-19 Antigen Detection Kit (Colloidal Gold)

For self-testing

10-15min anterior nasal swab detection

IVD CE 1434

What is COVID-19

The disease caused by SARS-CoV-2 infection was named COVID-19, an acute infectious disease of the respiratory tract. People are generally susceptibility. Infected individuals are currently the main source of infection. According to the current epidemiological investigation, the incubation period is 1 to 14 days, but mostly 3 to 7 days. The main manifestations are fever, fatigue, and dry cough. Nasal congestion, runny nose, sore throat, myalgia, and diarrhea are found in a few cases.

Runny Nose | Muscle pain | Fever &Headache | Cough

Performance characteristics

Lituo: COVID-19 Antigen Detection Kit (Colloidal Gold)	PCR
Sensitivity	94.53%
Specificity	>99%
Accuracy	98.02%

Storage conditions & shelf life

The original package should be stored in a dark and dry place at 2-30°C. Shelf life is 15 months. The test card should be used within 1 hour after opening the aluminum foil pouch.

Product components & specifications

Test card, extraction buffer, swab, instruction of use.
25 tests/kit, 5 tests/kit, 1 test/kit

Operation process & result interpretation

1.TEST PREPARATION

- Wash or disinfect your hands with soap thoroughly at least 30 seconds before performing the test.
- Open the test kit and take out all the contents. Please make sure that all components are intact.
- Please read the instructions for use carefully before performing the test.
- The test should be performed at room temperature (18-30 ℃). Make sure all components reach room temperature before testing.

2. SAMPLING PREPARATION

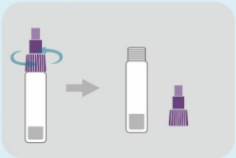

1. Open the extraction tube with buffer solution by unscrewing the cap as shown in the figure.

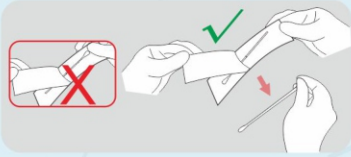

2. Take the swab out of the packaging. Make sure you only touch the swab by the handle, not the tip with the "cotton ball".

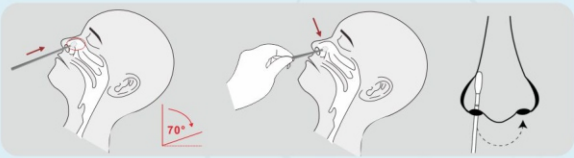

3. Sampling for the nasal swab:
Tilt your head back slightly. Insert the swab into a nostril with the "cotton ball" first. Carefully push the swab approx.2.5 cm until you feel resistance. Press the swab 3x against the nasal wall. Repeat sampling with the same swab in the other nostril to collect as many cells and mucus as possible. Then remove it from your nose and immediately add it to the extraction buffer for sample extraction.

4. Sample extraction:
Stir the swab back and forth 5 times in the extraction buffer. And press the cotton wool head of the swab firmly against the wall of the tube so that the removed sample is dissolved in the liquid. Repeat this carefully 3-5 times. Then remove the swab, making sure that as much of the solution as possible remains in the tube. Then screw the cap back on.

3. TEST PROCEDURES

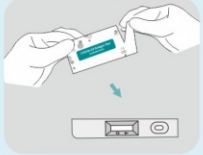

1. Open the aluminum pouch, remove the test cassette, and place it on a flat surface. Do not disturb during testing.

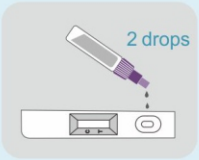

2. Unscrew the top end of the dropper cap and dispense 2 drops (approx. 60μL) of the sample solution (swab sampling and extraction buffer) from the tube into the sample well of the test cassette.

10-15min

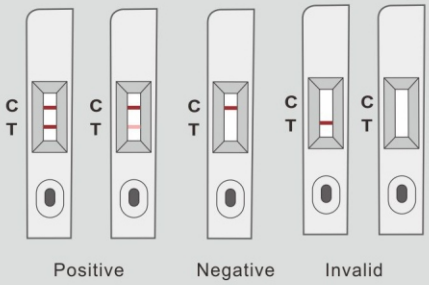

3. Read the displayed results (bands) within 10 to 15 minutes. If the test result is read after more than 15 minutes, the result may be incorrect.

Note: Please make sure you add 2 drops of sample volume. If the sample volume is more or less than 2 drops, invalid test results may occur, e.g., there is no red line in the quality control area (C).

ZHUHAI LITUO BIOTECHNOLOGY CO., LTD.
Add：No.35, Yongan Three Road, Hongqi Town, Jinwan District, Zhuhai, Guangdong, China.
Tel.：+86 756 8639521 (Sales Cenrter)　FAX: +86 756 8639155　Email：market@lituo.com.cn

HUNAN LITUO BIOTECHNOLOGY CO.,LTD.
Add：No. 129, Weiluoke Road, Wangcheng Economic Development Zone, Changsha, Hunan, China.
Tel.：+86 731 82788178　Fax：+86 731 82789603　Email：market@lituo.com.cn