

M-REMOTE WIRELESS CONTROLER

HANDS FREE, FOR THE ESSENTIALS



M-REMOTEWIRELESS CONTROLER

HANDS FREE, FOR THE ESSENTIALS



M-REMOTEWIRELESS CONTROLER

MONTEER 8000S V2.0

MONTEER 6500S V2.0

DESCRIPTION

The hands free and super convenient wireless remote control is making a comeback for the second iteration of Monteer MTB series. The absolutely brilliant M-Remote adopts an elegant minimalist style design with two control buttons, aimed at further enhancing the ease of use for the trail rider.

Pairing your light with M-Remote is simple, 1) Disconnect the lighthouse from the battery. 2) Press and hold the both buttons at the same time to enable search mode. 3) When the indicator lights starts to flash, reconnect the light head to the battery. The main light should flash once and the remote indicator lights should stop flashing, indicating successful pairing.

The controls are designed with maximum convenience in mind. Both buttons can turn on/off the main light, brightness can be cycled without flash in between, when the trail gets rough, one press to instantly activate max brightness no matter the mode and easily go right back to where you were.

M-Remote - Simple and brilliant, must-have accessory for serious MTB riders.



M-REMOTEWIRELESS CONTROLER

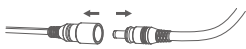
HANDS FREE, FOR THE ESSENTIALS



Features

- Lightweight and super compact design.
- Reusable magic straps attachment which quickly mounts to nearly all handlebars.
- Press any button on the M-REMOTE, the indicator light flashes one time.
- Compatible with all brand new MONTEER V2.0 bike lights.
- Use M-Remote for wireless on/off, mode selection, adjust the brightness and more.
- A quick press to activates the full power beam, switching the light to highest output.
- Transmission distance up to 5 meters.
- IPX4 waterproof.
- Replaceable CR 2032 type battery.

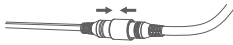
To pair



I. Disconnect the lighthouse from the battery;



II. Press the two buttons at the same time until the indicator lights flashes;



III. Reconnect the lighthouse to the battery;



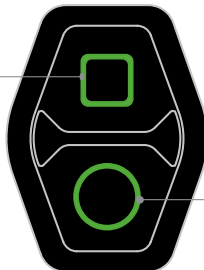
IIII. Pairing is successful if: the lighthouse flashes once or the indicator lights stop flashing.

*The M-REMOTE can only be paired with one device. To pair a new device, please repeat the operation steps above.

To operate

□ Mode selection button

- Press and hold to turn on/off
- Press to active max. output
- Double press to change the mode



○ Brightness selection button

- Press and hold to turn on/off
- Press to change the brightness
- Double press to active flash mode

*When the light in maximum output or flash mode, press the ○ to back to the original mode/brightness.

WATERPROOF IPX4



DROP TEST



COMPLIANCE



MAGICSHINE.COM © MAGICSHINE 10/18/21 V1

MADE IN CHINA

Note: There are slight differences between the picture and the real item caused by light color temperature. All the pictures are for reference only.

Dimensions

Length:1.57in/40mm
Width:1.18in/30mm
Height:0.60in/15mm
Weight: 0.60oz/17g

Body material

Tough thermoplastic housing

Battery source

Replacement CR 2032 battery
3V 220mAh

Warranty

2 year warranty
Register on MAGICSHINE official website
and receive a bonus 6 months warranty.

In the box

M-REMOTE x 1(CR 2032 battery included)
Magic straps x 2