



EXPLOSION PROOF LED TUBE

EPTL02




Applications

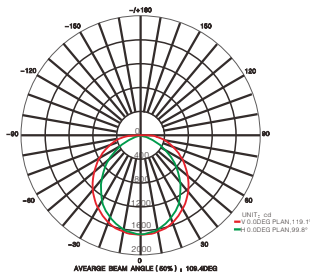
Applied to oil fields, oil refineries, offshore oil platform, power plants, gas stations, oil tanks, wharf, tunnel, pumping station, substation, the military base, etc. Zone I and Zone II Hazardous Locations, Zone 22 and II A, II B, II C explosive gas atmosphere.

Features

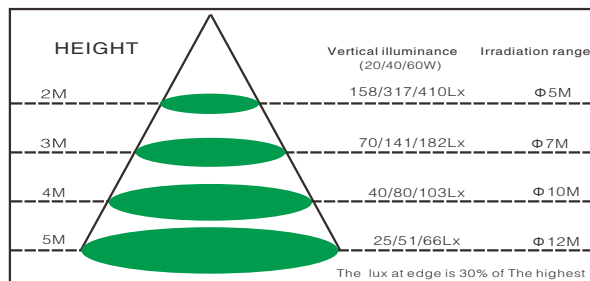
- Increased safety type of explosion proof grade, 90 ~ 305V alternating current and 24V direct current for option;
- Integrated type of tube, adopt SMD LED on aluminum base, make aluminum base completely attached to heat sink which composed of lamp body to make sure excellent heat dissipation, lead to long lifetime.
- Adopt silicon encapsulated sealed power supply whose body made of aluminum alloy, put it inside of aluminum body and closed attached to heat sink to make sure heat dissipated from power supply.
- Cover made of high quality PC which enjoy high-strength, impact resistant, hot resistant, corrosion-resistant.
- Completely sealed to waterproof, dust-proof, corrosion-resistant.
- Smart appearance, equip with two mounting brackets, it can be installed easily.

Rated Power	20/40/60W
Ex mark	 2 GD Ex ec IIC T6 Gb, Ex tc IIIC T80°C Dc
IP Grade	IP65
Corrosion-proof Grade	WF2
Input Voltage	AC110/220V(applied to 90 ~ 305V)
Input Frequency	50/60HZ
Beam Angle	120°
Actual Luminous Efficiency	90-100lm/W(LED itself:130lm/W)
Color Temperature	5,000 kelvin (standard - available in other CCT)
CRI	> 80
Power Factor	> 0.9
Ambient Temperature	-40 ~ 60°C
Lifetime	> 50,000hrs
Material	Aluminum alloy&PC
Length	708mm/1315mm
Net Weight	3.0/5.5Kg

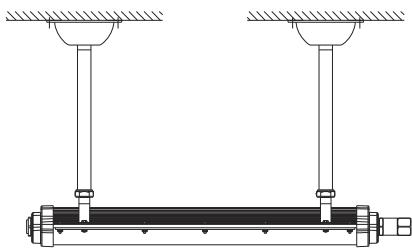
Light distribution curve



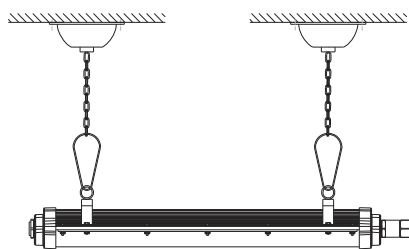
AAI Figure




Examples of mounting



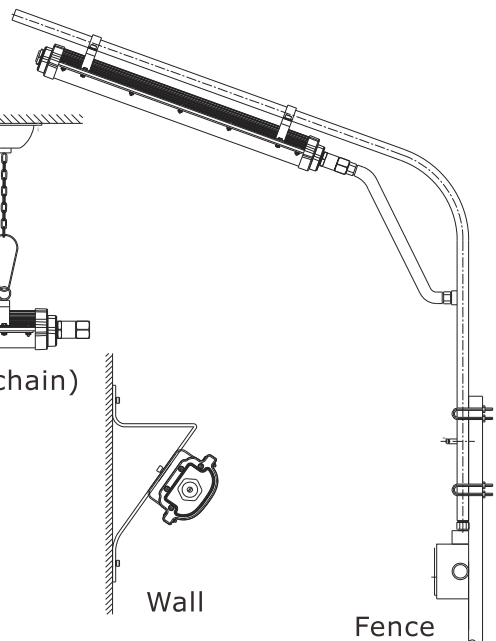
Ceiling (Suspension boom)



Ceiling (Suspension chain)



Ceiling



Wall

Fence