

The MAGICSHINE logo is positioned at the top center of the image. It features the brand name in a white, italicized, sans-serif font, with a registered trademark symbol (®) at the end. Above the text is a stylized orange swoosh that curves over the letters. The background of the entire image is dark, showing a blurred view of a person's legs and feet wearing a black sneaker with a glowing red light bar on the sole.

MAGICSHINE®

SEEMEE 180
Smart & Safe Life

Feature

MAGICSHINE

- ◆ Transparent optical fiber provides maximum 180 lumen light outputs.
- ◆ 260° lighting visibility gives you all around protection.
- ◆ 8 modes: smart mode, 3 constant modes, and 4 flash modes.
- ◆ Built-in motion sensor, automatically turns on when braking.
- ◆ Ambient light sensor, automatically adjusts mode according to environment changing.
- ◆ Low power mode (automatic) to extend the running time efficiently.
- ◆ Multiple mounting methods that fit in saddle and different seat posts.
- ◆ Memory function, battery indicates and USB rechargeable.
- ◆ Feathery 1.26 oz, and exquisite case design with IPX6 waterproof rate.



Efficient Light Output

Compares to red cover, transparent optical fiber emits stronger and uniform light outputs while consuming less energy.



High Visibility

SEEMEE 180 allows riders to be seen from up to 2000 m.
Distinguishes you from the traffic effectively.

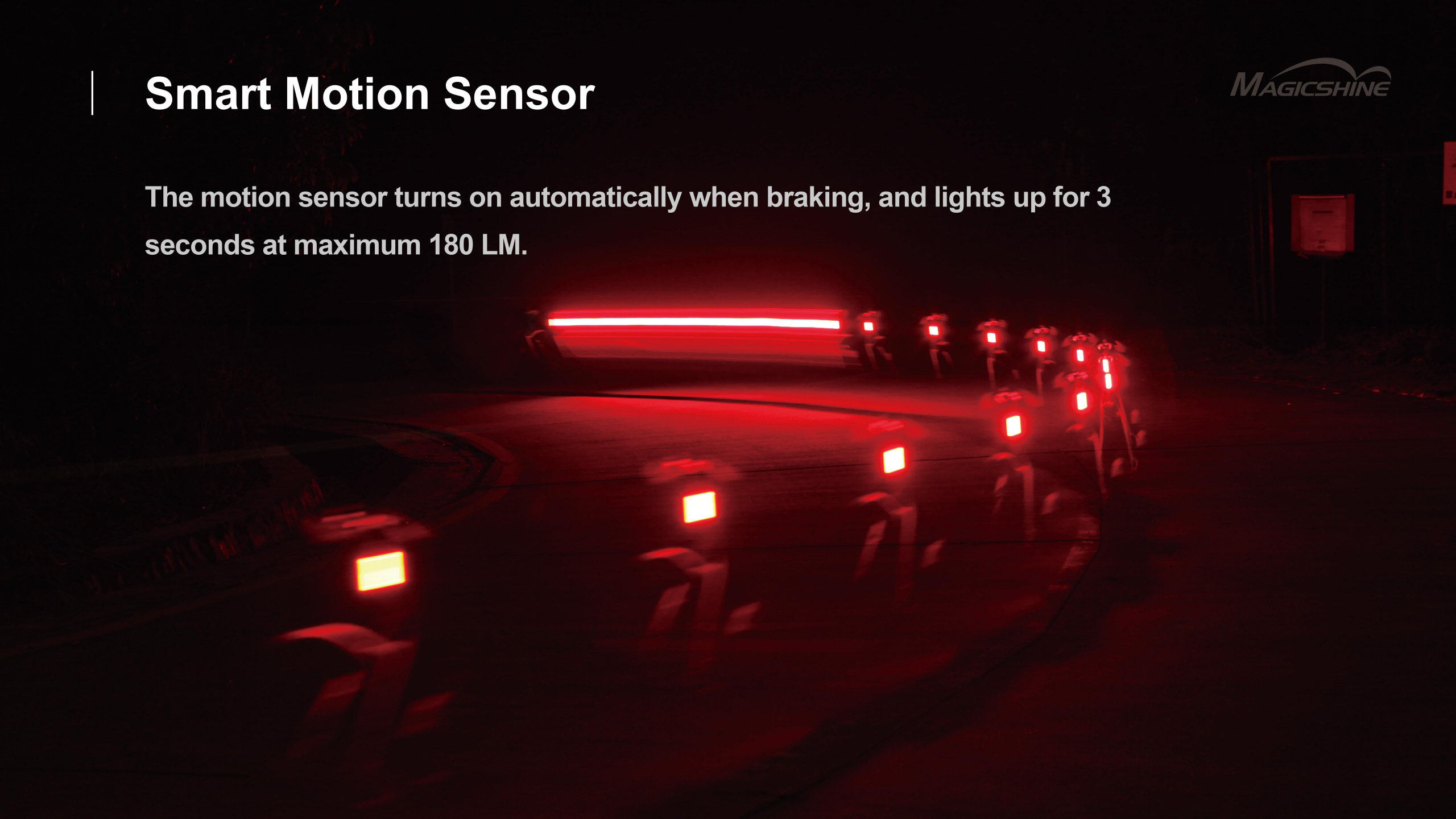
MAGICSHINE



Smart Motion Sensor

MAGICSHINE

The motion sensor turns on automatically when braking, and lights up for 3 seconds at maximum 180 LM.



Sensitive Ambient Light Sensor

MAGICSHINE

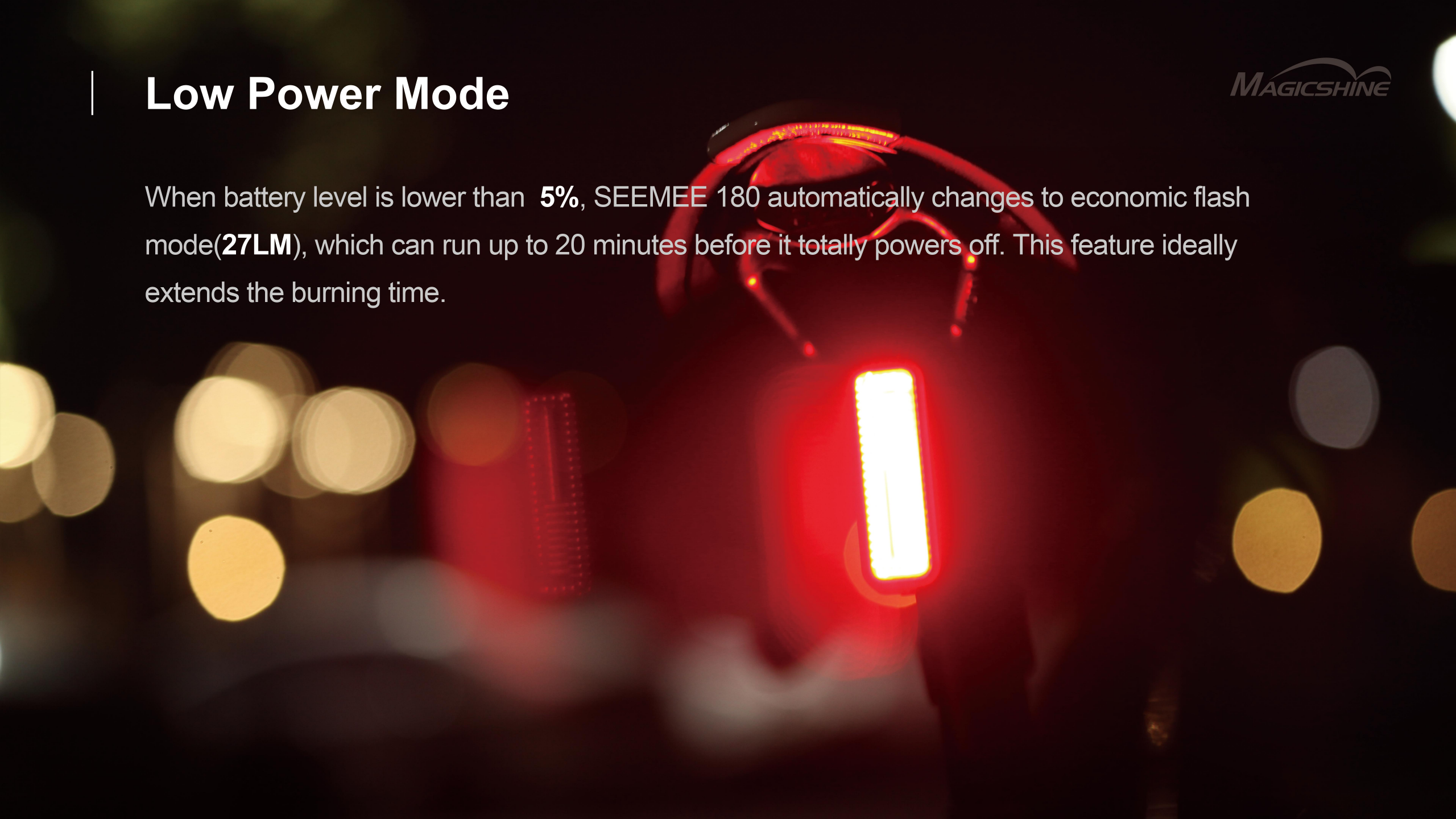
Under smart mode, the built-in light sensor automatically adjusts the brightness according to ambient lighting conditions. Thus to increase warning effect efficiently during day and night.



Low Power Mode

MAGICSHINE

When battery level is lower than **5%**, SEEMEE 180 automatically changes to economic flash mode(**27LM**), which can run up to 20 minutes before it totally powers off. This feature ideally extends the burning time.



All Around Visibility

MAGICSHINE

The translucent hard case gives SEEMEE 180 high side visibility, which lets riders to be seen from all directions.



Convenient USB Charging

Battery indicator:

Charging:
flashes in **red**

Fully Charged:
indicates **green**



Smart Battery Indicator

At standby mode, click the power button to activate battery indicator for 3s.

Illustrates constantly: 21%-100%

Illustrates constantly: 6%-20%

Flashes in red: 0%-5%



Easy To Mount

With the versatile mounting strap, SEEMEE 180 is easy to be mounted under saddle or different seat posts.



IPX6 Waterproof Rate

SEEMEE 180 is fully sealed, and can resist water from any directions.



Water proof rate maybe decline over long using time

Easy to Operate

Double clicks to change the mode.

Short click to cycle through brightness settings.

Memory function for quick start.



| Keep Cool

Road
Riding

Urban
Cycling

Daily
Commuting

MAGICSHINE


RUNTIME

MAGICSHINE

CONSTANT	LOW	MID	HIGH	/
 LUMENS	27	63	125	/
 h:min	03:30	02:00	01:30	/
FLASH	BREATHE	COMET	FLASH	INTERACTIVE
 LUMENS	0-125-0	125-0	0-125	125-0
 h:min	02:30	03:30	10:00	06:00
SMART	DAY	NIGHT	/	/
 LUMENS	3-125	9-125	/	/
 h:min	18:00	03:00	/	/



Specification




MAX OUTPUT

180 lm



MAX RUN TIME

18 h



VISIBILITY

260°



DISTANCE

3000 m



WATERPROOF

IPX 6



DROP TEST

1 m



WEIGHT

1.26 oz



DIMENSION

27x17x73 mm

Package



What's in the box?

SEEMEE 180*1
Mounting strap*1
Saddle mount*1
Tie Band *2
Micro USB cable*1
User manual*1
Warranty card*1