



ALLTY 400/600/800
1000/1500/2000



ALLTY 400

Easy Traveler

400LM | Anti-Glare Lens Design | USB-C Fast Charging
General Garmin Mount



Features

- Ultra mini 400LM bike light with high efficiency LED
- Anti-glare lens design, increase riding safety
- Enhanced side visibility with side lighting design
- USB-C fast charging port saves you more time
- Easy-to-read multiple battery power indicator
- IPX7 waterproof rate, capable to withstand water immersion up to 1 m depth
- Easy and multiple mounting methods with Garmin mount
- Tough metal case, ensures longer life durability
- Memory :memorize the last selected mode



High Efficiency Optical Lens

ALLTY 400 adopts high efficiency optical lens,
ensures maximum **400** lumens output.

Considered side visibility in traffic, its side lighting
design provides riders with more attention.




Anti-Glare Beam Light

The anti-glare lens will level off the upper light, to avoid light that intrudes with coming traffics. Hence to increase riders' safety on road.

ALLTY 400 light



Common bicycle light



USB-C Fast Charging Port

ALLTY 400 is equipped with fast charging USB-C port, supports large current charging, effectively reduced charging time.

Charging: red breathing light

Fully charged: illustrate green



Easy-to-Read Battery Indicator

At stand by mode, short press the power button to activate battery indicator.
The color of the indicator shows different power level.



Green 3s
21%-100%



Red 3s
11%-20%



Flash in Red 3s
1%-10%

Superior Waterproof Rate

ALLTY 400 has a certified IPX7 waterproof rating--means that it can withstand water immersion up to 1m depth for 30 minutes.



Waterproof rate may decline over time

General Compatible GARMIN Mount

- ALLTY 400 uses Garmin mount.
- It can be tightly installed on helmet, front mount or under Gopro camera.



【Compatible Garmin Mount】 【Adjustable Straps】



Metal House and Tough Quality

The house of ALLTY 400 is made by durable heat-dissipating A6061-T6 aluminum material.

And is processed with military spec oxidation to enhance the anti-scratch feature.



Operation

- Long press to turn ON/OFF the light
- Double press to change modes
- Short press to change brightness and flash methods
- Memory: save the last selected mode

Using Scenarios





Urban Riding



Daily Commuting

Running Time



MODE	LOW	MID	HIGH	FLASH 1	FLASH 2
 LUMENS	100	200	400	0-200	0-200
 h:min	06:30	03:10	01:40	07:00	05:30

Specification



MAX OUTPUT
400 LM



MAX RUN TIME
07:00 h



VISIBILITY
89 m



BEAM INTENSITY
1900 CD



WATERPROOF
IPX7



DROP TEST
1 m



WEIGHT
85 g



DIMENSION
72*31*31mm

Environmental Friendly Package





THE END